



## Survey Results

December 2025

The SBC Executive Committee conducted an email survey December 2-11, 2025, consisting of 23 questions. There were 45,631 emails sent to email addresses listed as senior or primary pastor in the SBC database. There were 5,186 responses (11.4%) to the survey. The responses to 19 of the questions are reported through bar graphs and pie charts. Responses to four open-ended questions are shared in an executive summary.

The survey was created and overseen by an advisory committee led by Brandon Porter, EC vice president for communications. The committee consisted of pastors, state convention leaders, national entity leaders and ethnic fellowship leaders.

## **Introduction**

More than 5,000 Southern Baptist pastors responded to an SBC Executive Committee survey focused on current views of the Cooperative Program between December 2-11, 2025.

The survey was comprised of 23 questions, 19 questions on a Likert scale and four open-ended questions.

The minimum percentage of participants responding to the Likert scale questions was 98.7%.

The number of participants responding to the open-ended questions was significantly lower:

- What are the greatest strengths of the Cooperative Program?
  - o 3,674 out of 5,186 responded to this question (71%)
- What are the greatest weaknesses of the Cooperative Program?
  - o 3,340 out of 5,186 responded to this question (66%)
- What are the greatest opportunities for the Cooperative Program?
  - o 2,794 out of 5,186 responded to this question (54%)
- What are the greatest threats to the Cooperative Program?
  - o 3,052 out of 5,186 responded to this question (59%)

## **Response Summary**

### **Greatest Strengths**

Participants regularly pointed to how cooperation enables stronger work in missions, church planting, theological education and disaster relief.

They spoke of how the Cooperative Program allows an individual church to be a part of something much greater than itself and provides an opportunity for a smaller church to be a part of the larger mission.

Many of the surveys mentioned how cooperation allows a church to be a part of a major endeavor – like sending a missionary, going on a mission trip, planting a church, or responding to a crisis.

Participants also mentioned the theological fidelity of the seminaries and other SBC entities that is provided through partnership and accountability.

## **Greatest Weaknesses**

Because of the number of Southern Baptist churches and the size of the entities, many participants said they felt “disconnected,” “voiceless” or underrepresented when it came to decisions or learning about ministry results.

Many voiced a desire for their church to be personally connected with a missionary, to hear from an entity leader (even if only by video), or receive a visit from a state or national convention staff member or leader.

## **Greatest Opportunities**

Some called for the start of a new century of the Cooperative Program to be a time when the initiative’s vision was clarified and shared. Many expressed a desire for increased education surrounding the Cooperative Program. They believed this would be helpful specifically for younger pastors and pastors coming to the SBC with non-SBC backgrounds.

Many participants asked for clearer communication surrounding the routing and spending of funds, even asking for resources that could be shared with a congregation on a Sunday morning.

Along these lines, they returned to the idea of connection. While many were grateful for videos and brochures, they longed for personal connections.

## **Greatest Threats**

This question received responses from 59% of the participants.

Among the 59% who responded to this question, the words transparency and trust were mentioned most often.

The word transparency appeared 271 times placing it in 8.9% of the responses to the fourth open-ended question.

The words distrust, mistrust or trust appeared 160 times, placing it in 7.6% of the responses to the fourth open-ended question..

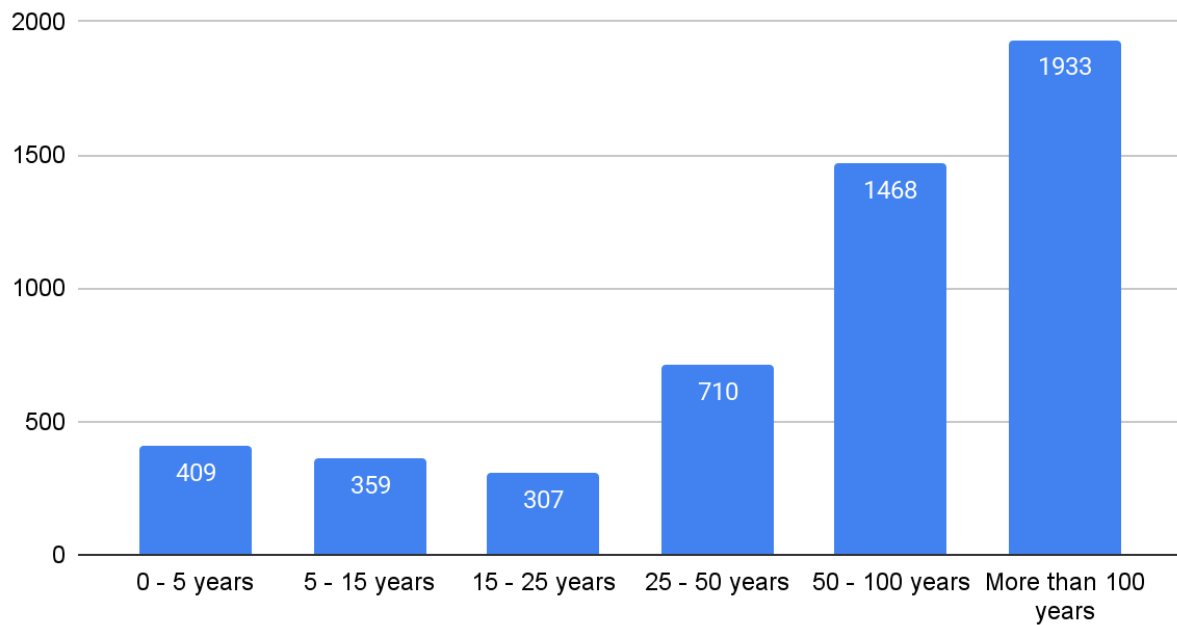
The economy was referenced by more than 45 participants as a potential threat to the Cooperative Program.

An overall lack of understanding about the Cooperative Program and the next generation’s commitment to the partnership was also mentioned by many who responded to this question.

## Question: *How Old Is Your Church?*

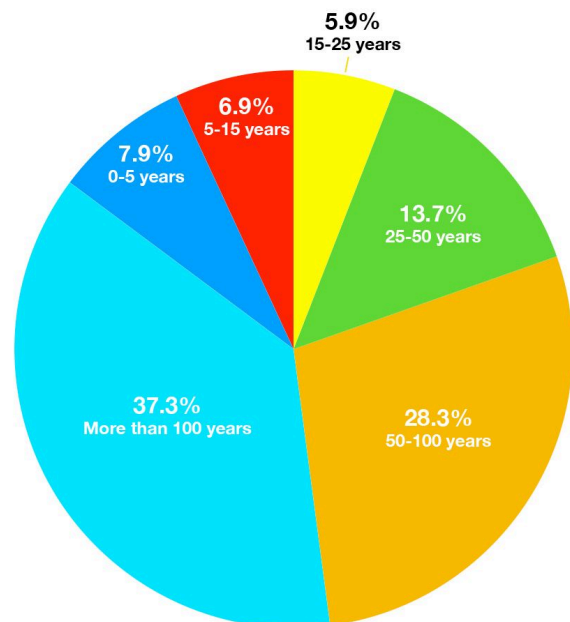
100% of the 5,186 survey responders completed this question.

### How old is your church?



## How old is your church?

- 0-5 years
- 5-15 years
- 15-25 years
- 25-50 years
- 50-100 years
- More than 100 years

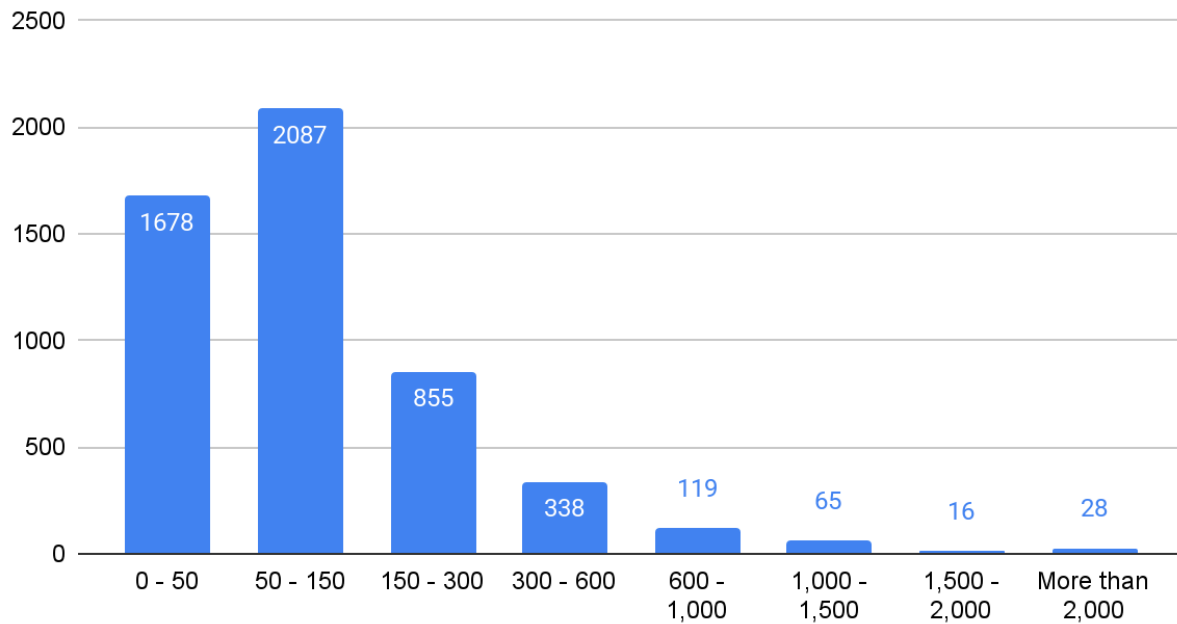




**Question: *What is your average weekly attendance?***

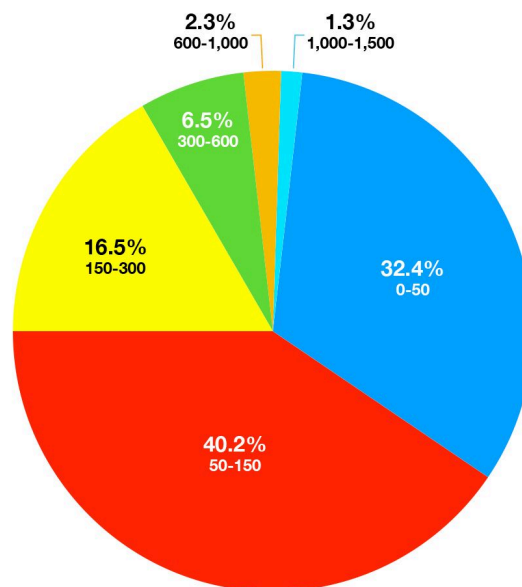
100% of the 5,186 survey responders completed this question.

**What is your average weekly worship attendance?**



**What is your average weekly worship attendance?**

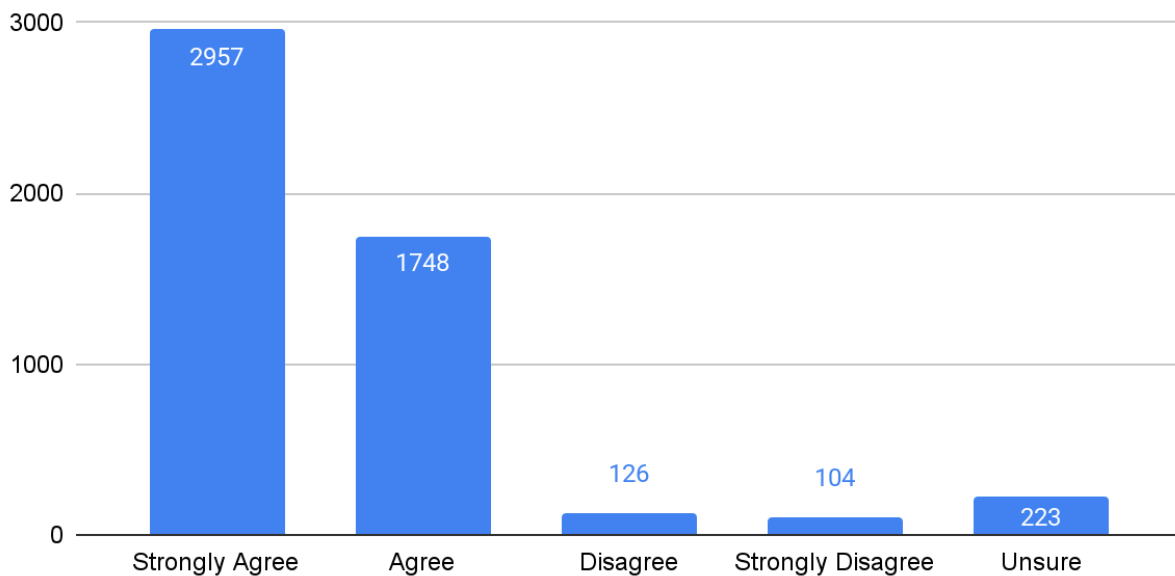
- 0-50
- 50-150
- 150-300
- 300-600
- 600-1,000
- 1,000-1,500



**Question: *The Cooperative Program helps churches accomplish more together than they could alone.***

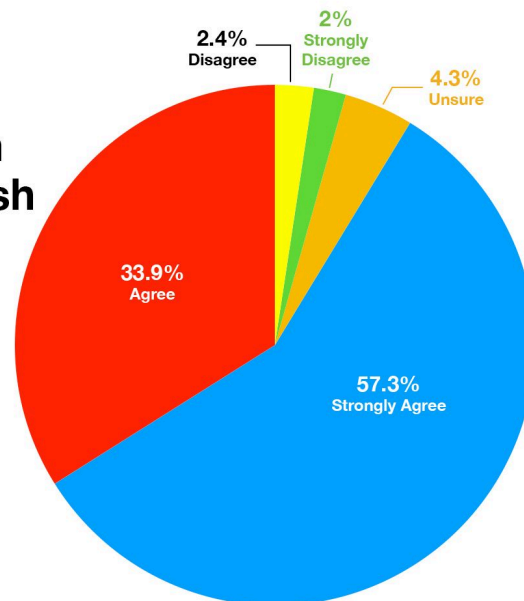
99.5% of the 5,186 survey responders completed this question.

The Cooperative Program helps churches accomplish more together than they could alone.



**The Cooperative Program helps churches accomplish more together than they could alone.**

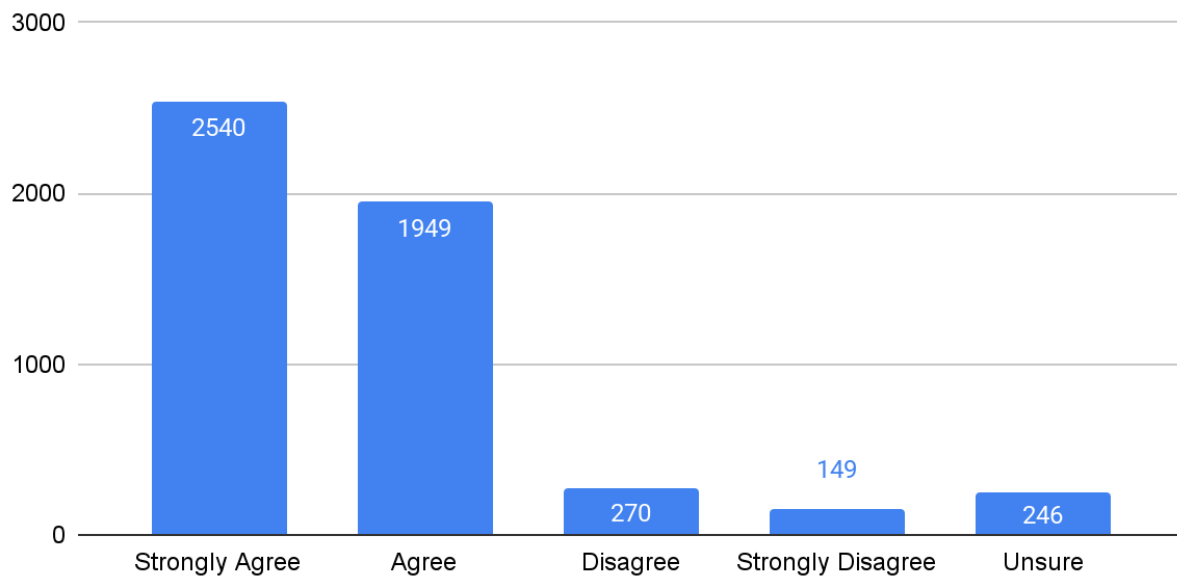
- Strongly Agree
- Agree
- Disagree
- Strongly Disagree
- Unsure



**Question: *My church views the Cooperative Program as a trustworthy way to support missions.***

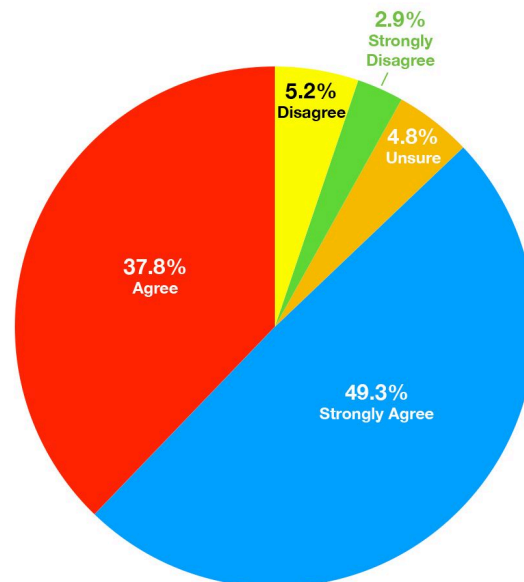
99.4% of the 5,186 survey responders completed this question.

My church views the Cooperative Program as a trustworthy way to support missions.



**My church views the Cooperative Program as a trustworthy way to support missions.**

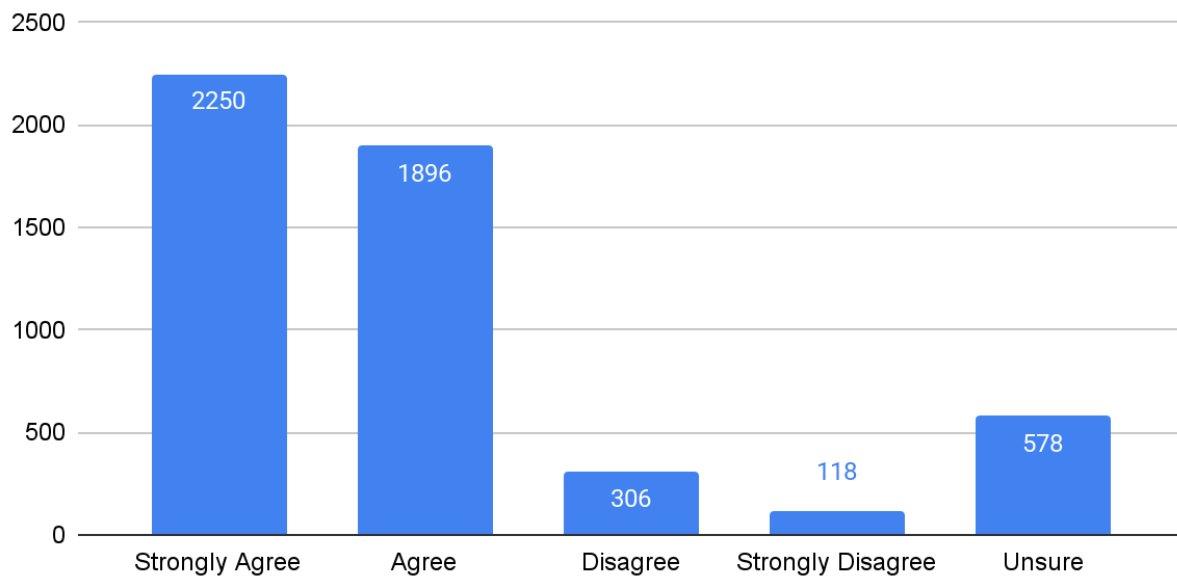
- Strongly Agree
- Agree
- Disagree
- Strongly Disagree
- Unsure



**Question: *Have you personally seen positive results from ministries funded through the Cooperative Program?***

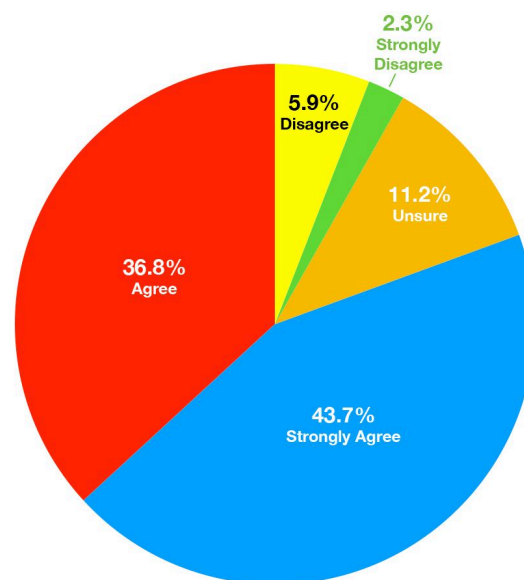
99.3% of the 5,186 survey responders completed this question.

Have you personally seen positive results from ministries funded through the Cooperative Program?



**Have you personally seen positive results from ministries funded through the Cooperative Program?**

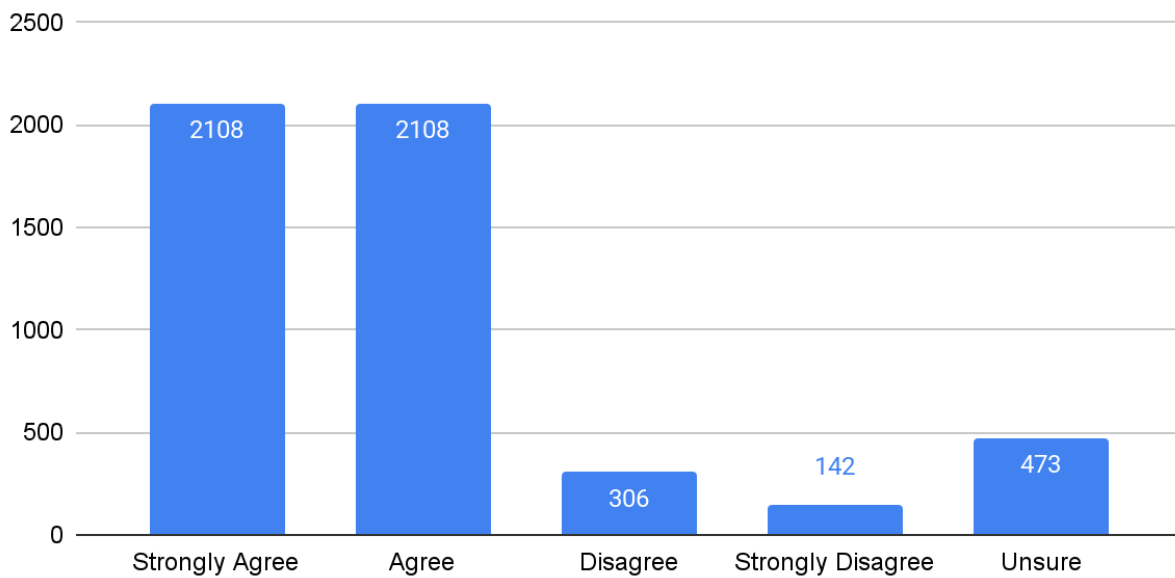
- Strongly Agree
- Agree
- Disagree
- Strongly Disagree
- Unsure



**Question: *The Cooperative Program promotes unity among Southern Baptists.***

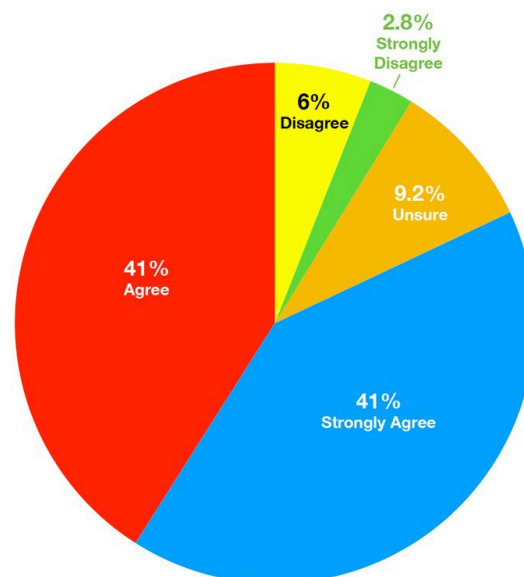
99.1% of the 5,186 survey responders completed this question.

## The Cooperative Program promotes unity among Southern Baptists.



## The Cooperative Program promotes unity among Southern Baptists.

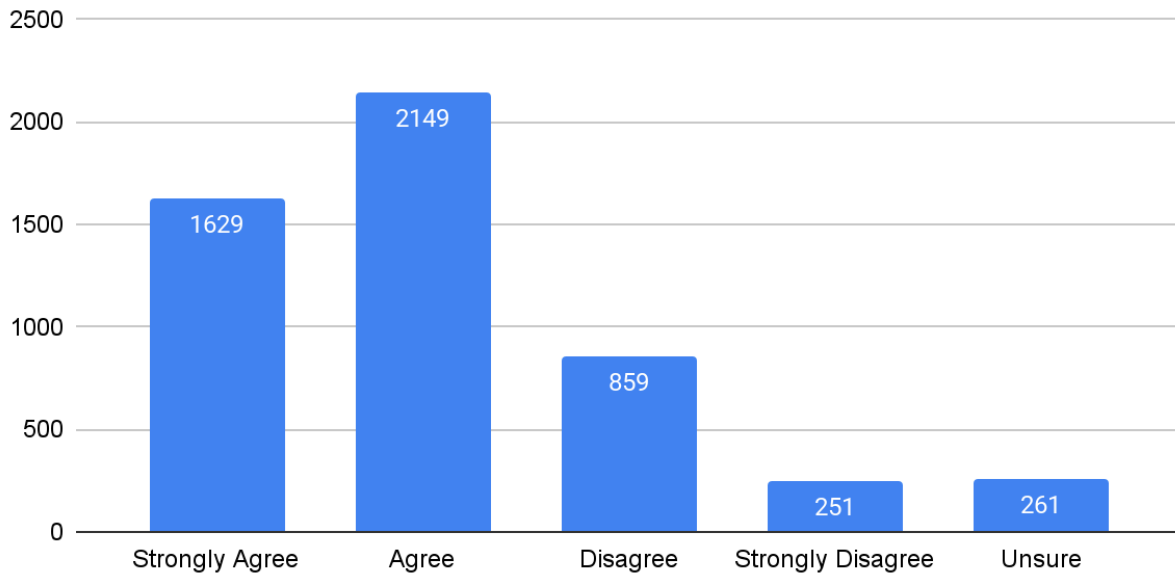
- Strongly Agree
- Agree
- Disagree
- Strongly Disagree
- Unsure



**Question: *The Cooperative Program is our church's preferred method of missions giving.***

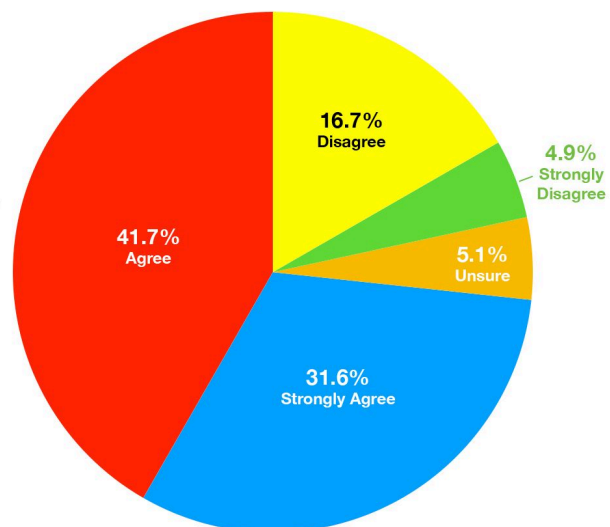
99.3% of the 5,186 survey responders completed this question.

The Cooperative Program is our church's preferred method of missions giving.



**The Cooperative Program  
is our church's preferred  
method of missions giving.**

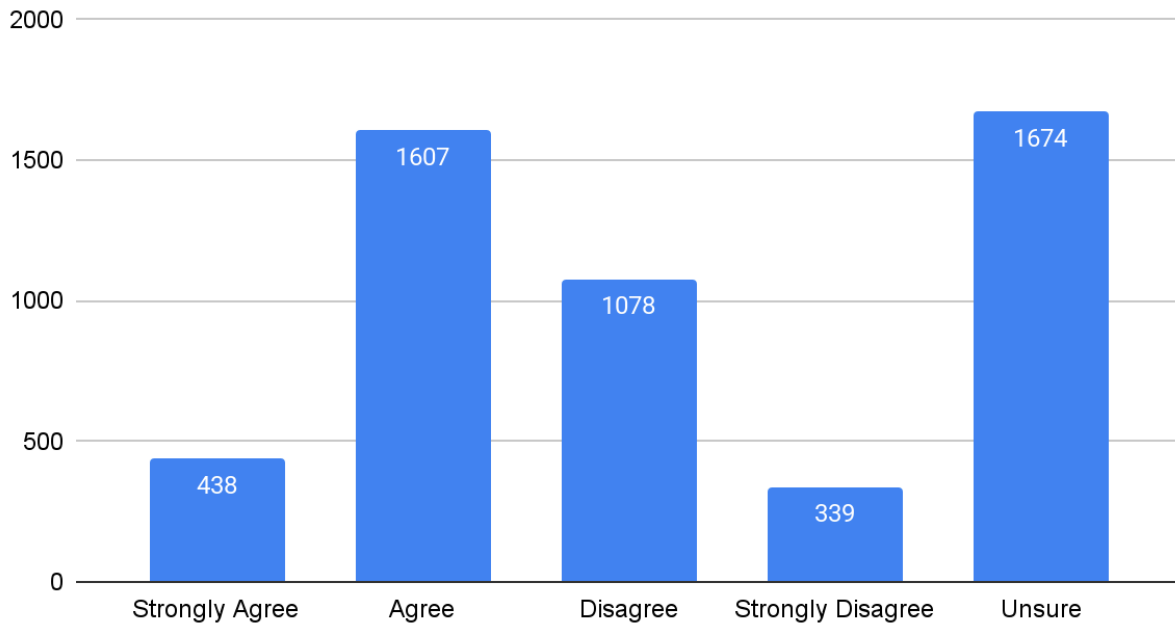
- Strongly Agree
- Agree
- Disagree
- Strongly Disagree
- Unsure



**Question: *The Cooperative Program is less relevant to younger pastors.***

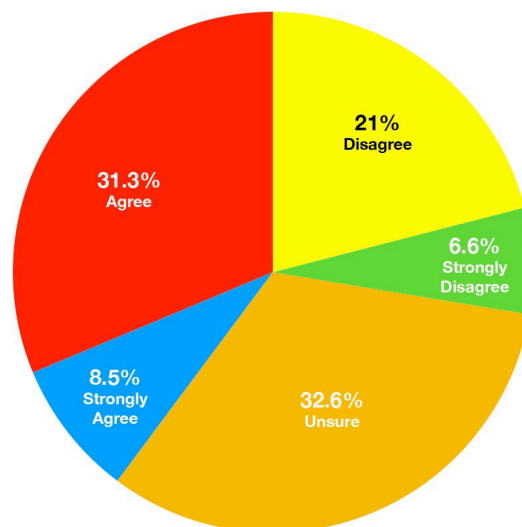
99.0% of the 5,186 survey responders completed this question.

**The Cooperative Program is less relevant to younger pastors.**



**The Cooperative Program is less relevant to younger pastors.**

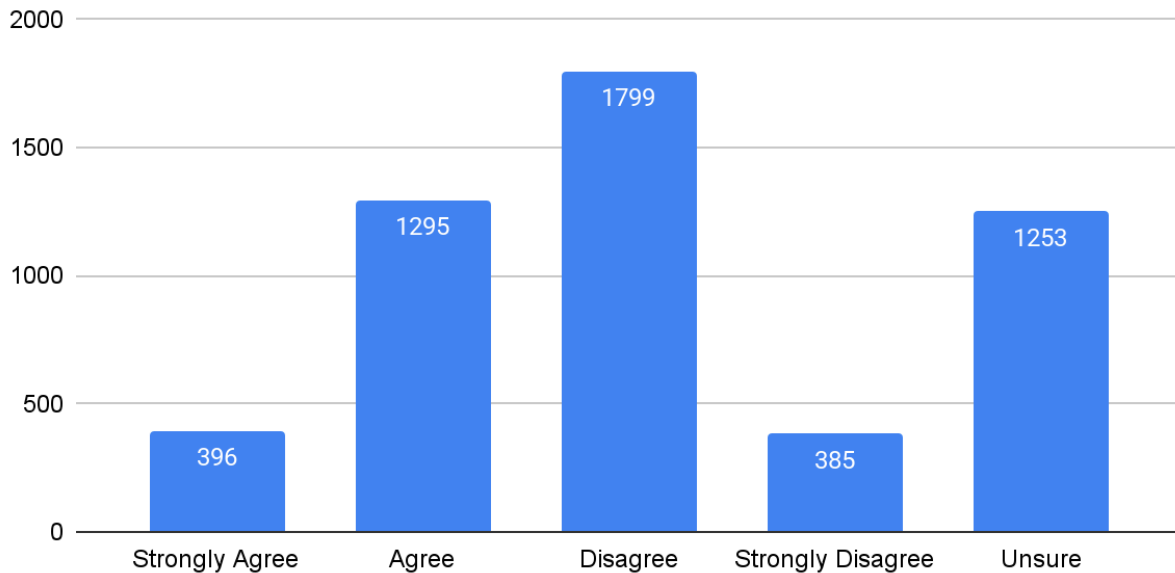
- Strongly Agree
- Agree
- Disagree
- Strongly Disagree
- Unsure



**Question: *Designated giving diminishes the impact of the Cooperative Program.***

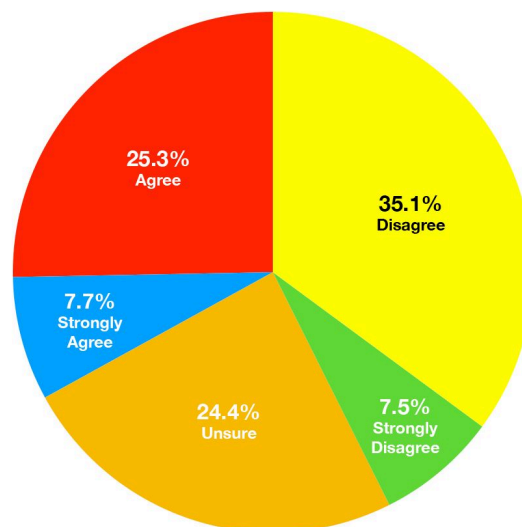
98.9% of the 5,186 survey responders completed this question.

## Designated giving diminishes the impact of the Cooperative Program.



## Designated giving diminishes the impact of the Cooperative Program.

- Strongly Agree
- Agree
- Disagree
- Strongly Disagree
- Unsure

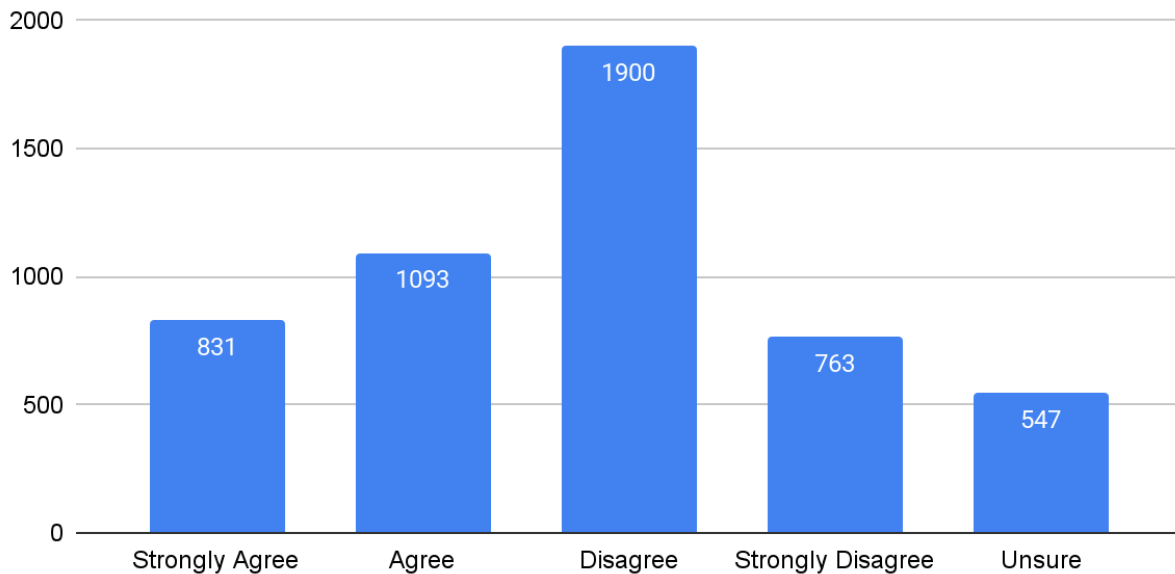




**Question: *Conflict or mistrust in SBC leadership has affected my church's confidence in giving through CP.***

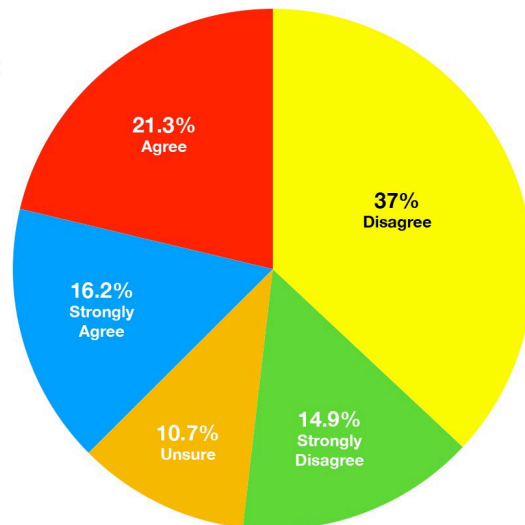
99.0% of the 5,186 survey responders completed this question.

Conflict or mistrust in SBC leadership has affected my church's confidence in giving through CP.



**Conflict or mistrust in SBC leadership has affected my church's confidence in giving through CP.**

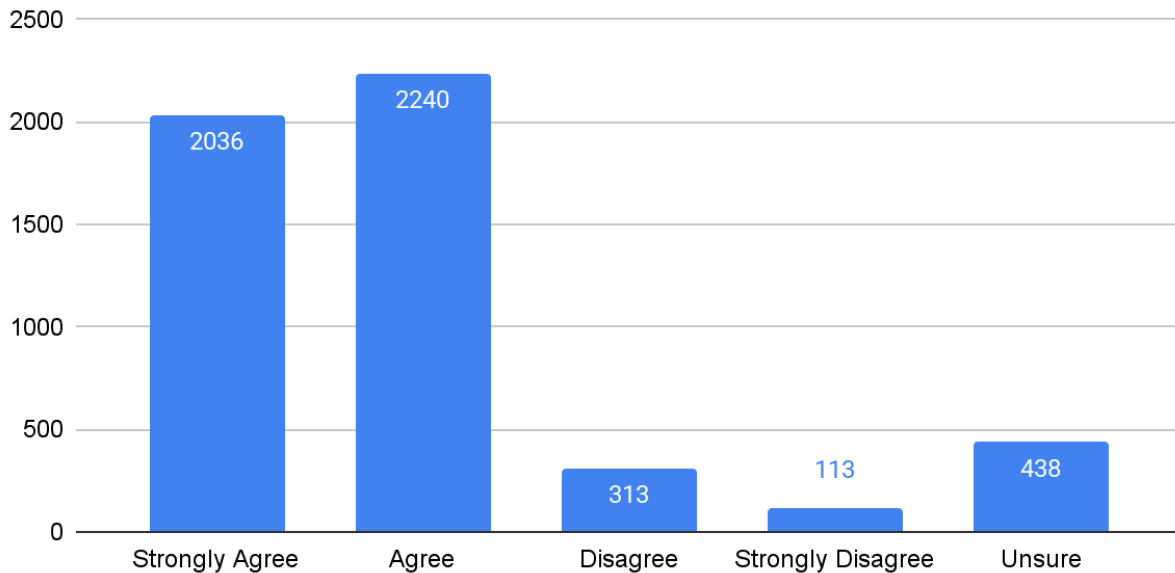
- Strongly Agree
- Agree
- Disagree
- Strongly Disagree
- Unsure



**Question: *A decline in CP participation would hurt missions and ministry effectiveness.***

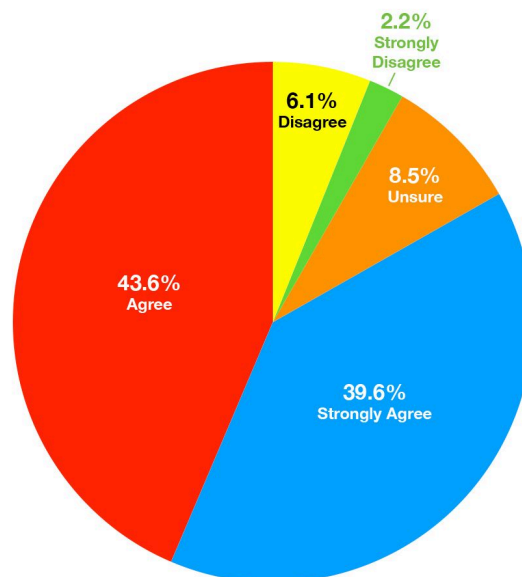
99.1% of the 5,186 survey responders completed this question.

A decline in CP participation would hurt missions and ministry effectiveness.



**A decline in CP participation would hurt missions and ministry effectiveness.**

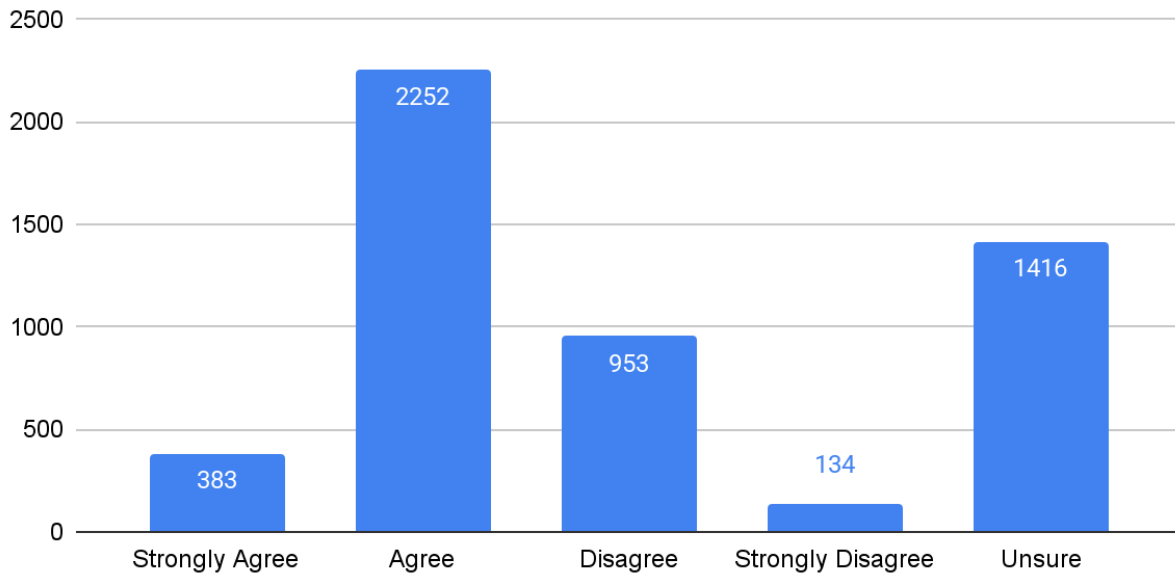
- Strongly Agree
- Agree
- Disagree
- Strongly Disagree
- Unsure



**Question:** *Churches are becoming less willing to cooperate financially for shared goals.*

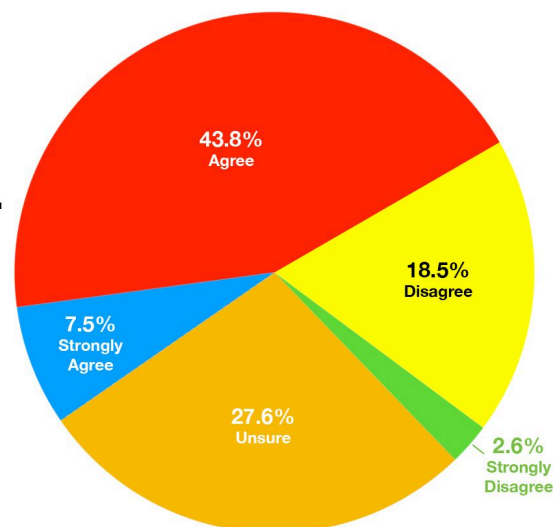
99.1% of the 5,186 survey responders completed this question.

Churches are becoming less willing to cooperate financially for shared goals.



**Churches are becoming less willing to cooperate financially for shared goals.**

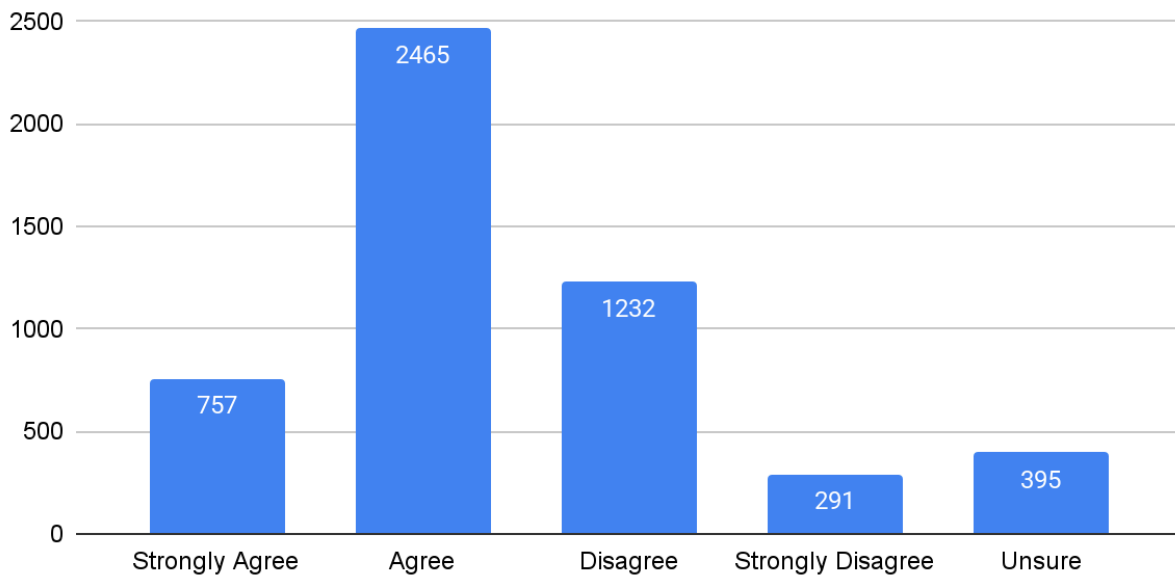
- Strongly Agree
- Agree
- Disagree
- Strongly Disagree
- Unsure



**Question: *Most members in my church understand what the Cooperative Program is.***

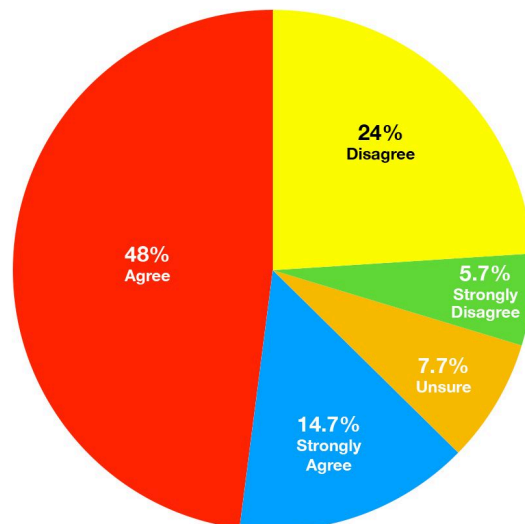
99.1% of the 5,186 survey responders completed this question.

**Most members in my church understand what the Cooperative Program is.**



**Most members in my church understand what the Cooperative Program is.**

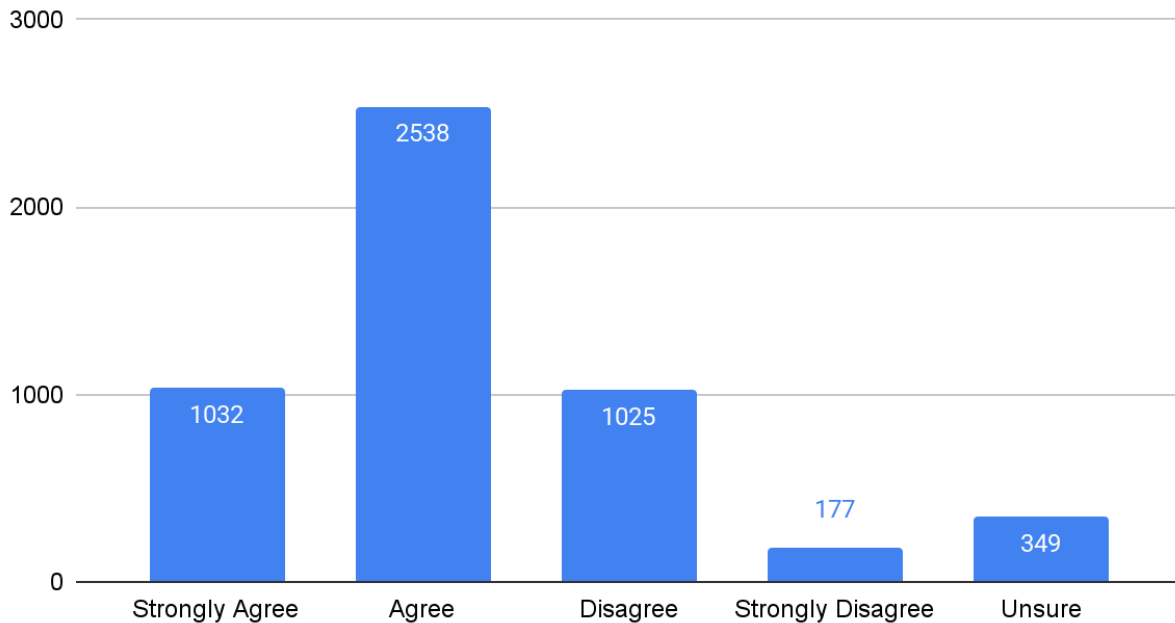
- Strongly Agree
- Agree
- Disagree
- Strongly Disagree
- Unsure



**Question: *My church clearly communicates how CP funds are used.***

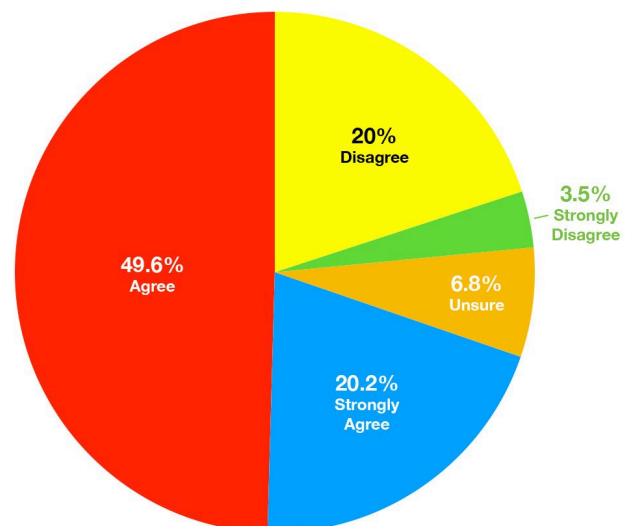
98.8% of the 5,186 survey responders completed this question.

My church clearly communicates how CP funds are used.



**My church clearly communicates how CP funds are used.**

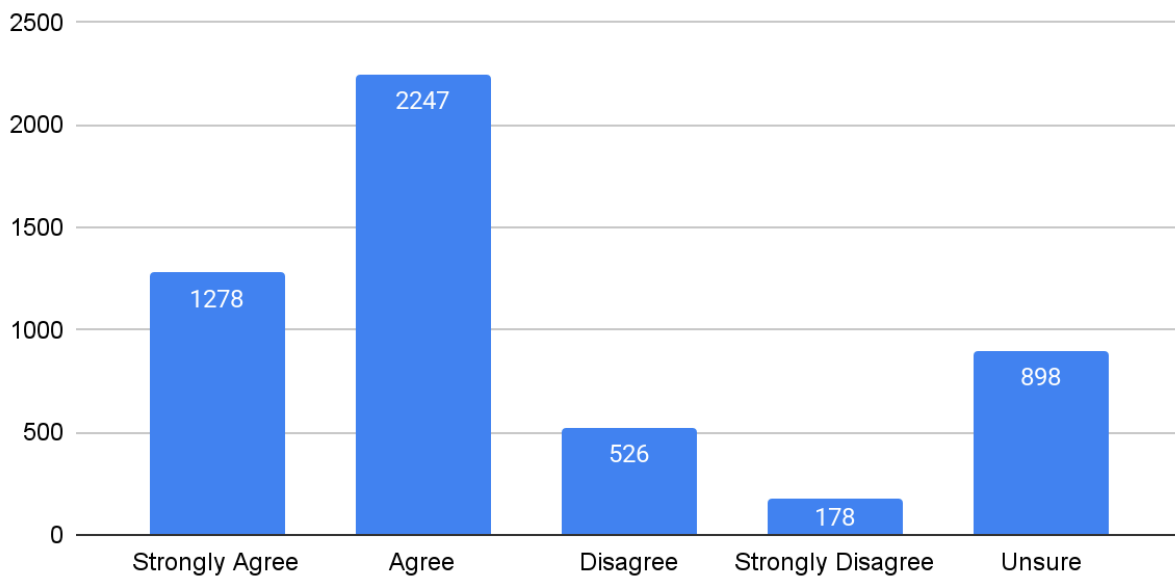
- Strongly Agree
- Agree
- Disagree
- Strongly Disagree
- Unsure



**Question: *Better storytelling (videos, testimonies, local impact) would help strengthen support for CP.***

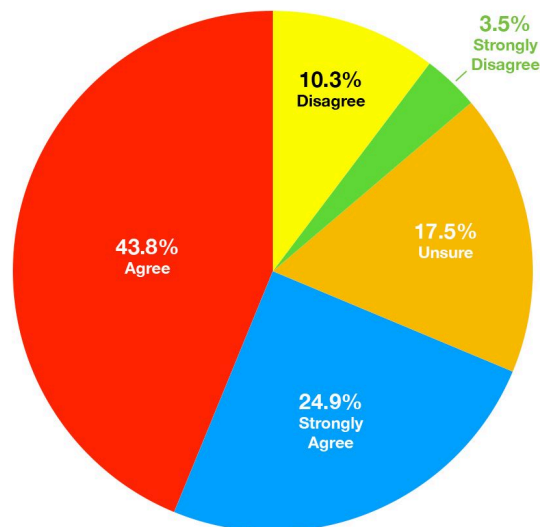
98.9% of the 5,186 survey responders completed this question.

**Better storytelling (videos, testimonies, local impact) would help strengthen support for CP.**



**Better storytelling (videos, testimonies, local impact) would help strengthen support for CP.**

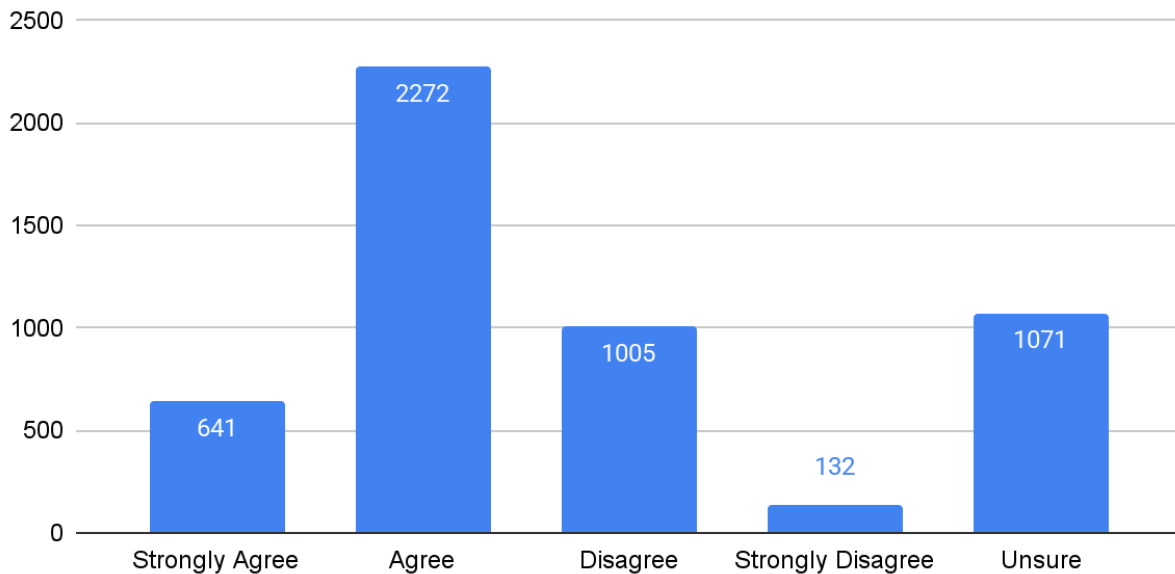
- Strongly Agree
- Agree
- Disagree
- Strongly Disagree
- Unsure



**Question: *More frequent reporting about CP results increase my church's enthusiasm for giving.***

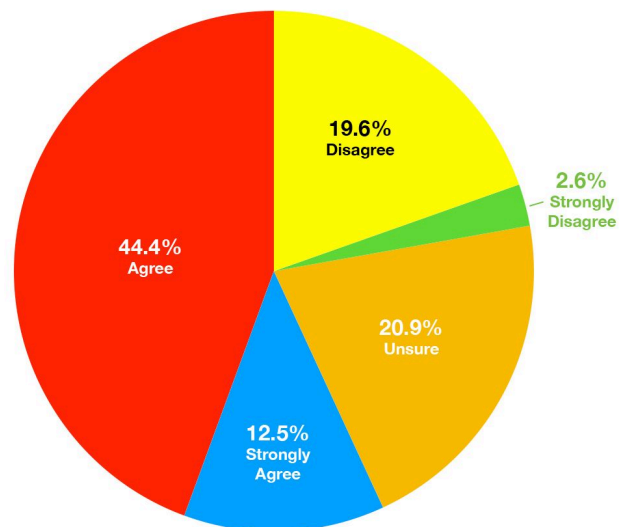
98.7% of the 5,186 survey responders completed this question.

More frequent reporting about CP results increase my church's enthusiasm for giving.



**More frequent reporting about CP results increase my church's enthusiasm for giving.**

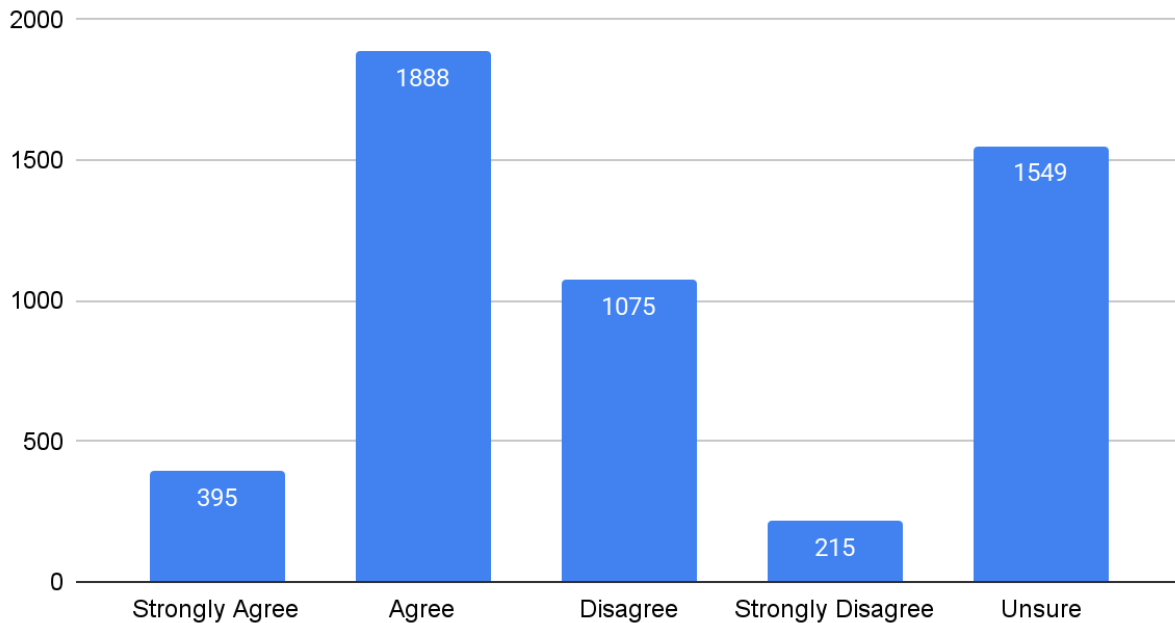
- Strongly Agree
- Agree
- Disagree
- Strongly Disagree
- Unsure



**Question: *My church is open to increasing Cooperative Program giving.***

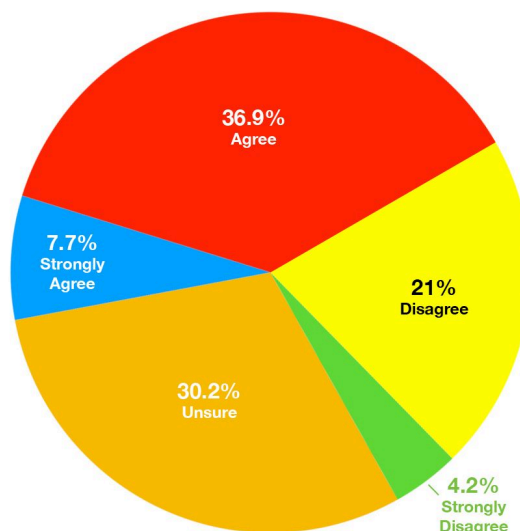
98.8% of the 5,186 survey responders completed this question.

**My church is open to increasing Cooperative Program giving.**



**My church is open to increasing Cooperative Program giving.**

- Strongly Agree
- Agree
- Disagree
- Strongly Disagree
- Unsure

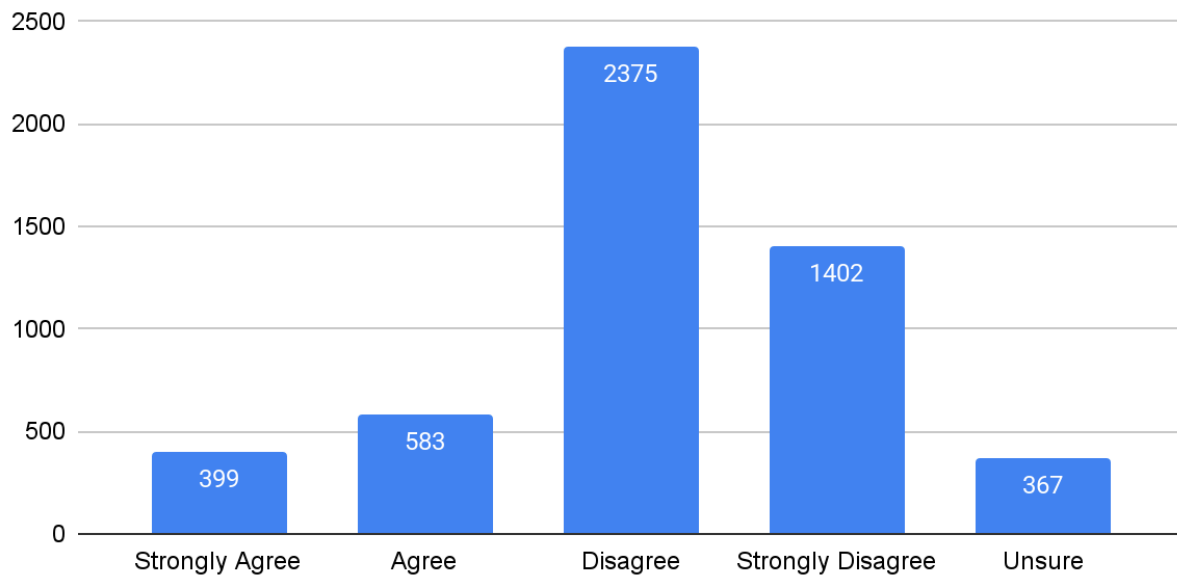




**Question: *My church has reduced CP giving due to lack of confidence in the SBC.***

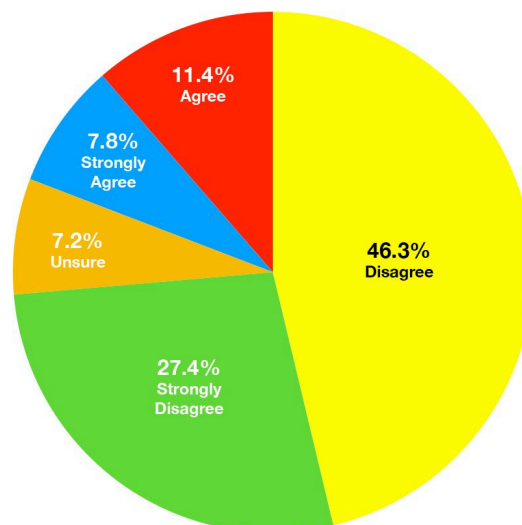
98.8% of the 5,186 survey responders completed this question.

My church has reduced CP giving due to lack of confidence in the SBC.



**My church has reduced CP giving due to lack of confidence in the SBC.**

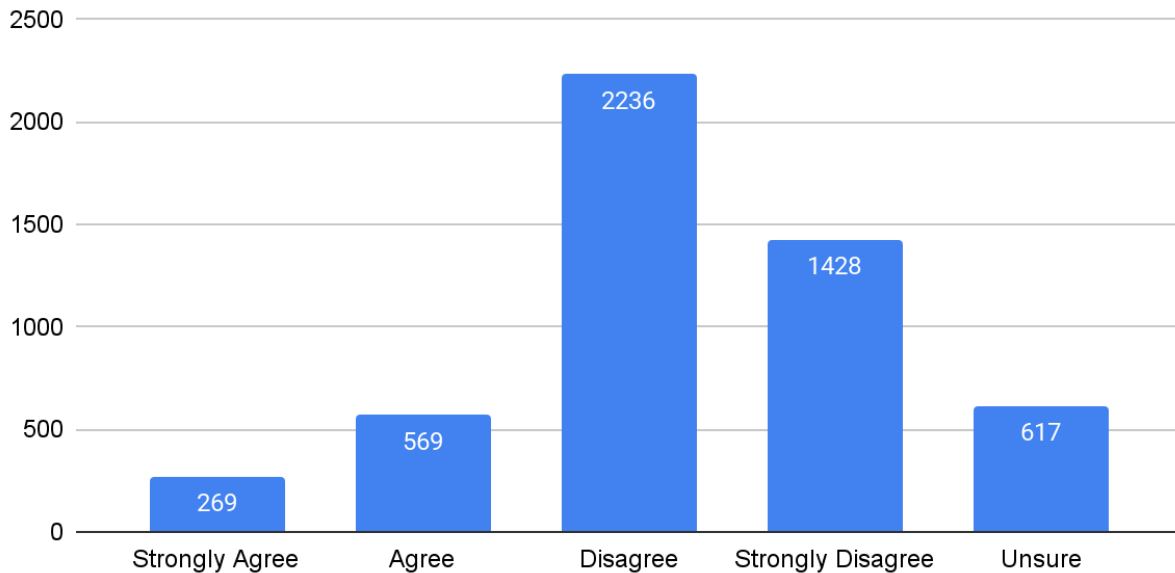
- Strongly Agree
- Agree
- Disagree
- Strongly Disagree
- Unsure



**Question: *My church is considering decreasing Cooperative Program giving.***

98.7% of the 5,186 survey responders completed this question.

My church is considering decreasing Cooperative Program giving.



**My church is considering decreasing Cooperative Program giving.**

- Strongly Agree
- Agree
- Disagree
- Strongly Disagree
- Unsure

